


INNER DRUM (CONT'D)

Disassembly (S/N 678500101 & Above) (Cont'd)

Figure 30-40-7




Remove the inner drum (item 1) [Figure 30-40-7] from the shaft.

Figure 30-40-8



Remove the bearing (item 1) [Figure 30-40-8].

Figure 30-40-9



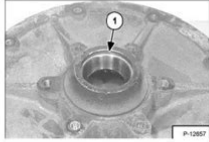
Remove the seal (item 1) [Figure 30-40-9].

Figure 30-40-10



Remove the bearing (item 1) [Figure 30-40-10].

Figure 30-40-11



Remove the bearing cup (item 1) [Figure 30-40-11] from both sides of the inner drum.

File Name: Concrete mixer manual pdf.pdf

Size: 3623 KB

Type: PDF, ePub, eBook

Category: Book

Uploaded: 25 May 2019, 19:48 PM

Rating: 4.6/5 from 684 votes.

Download Now!

Please check the box below to proceed.



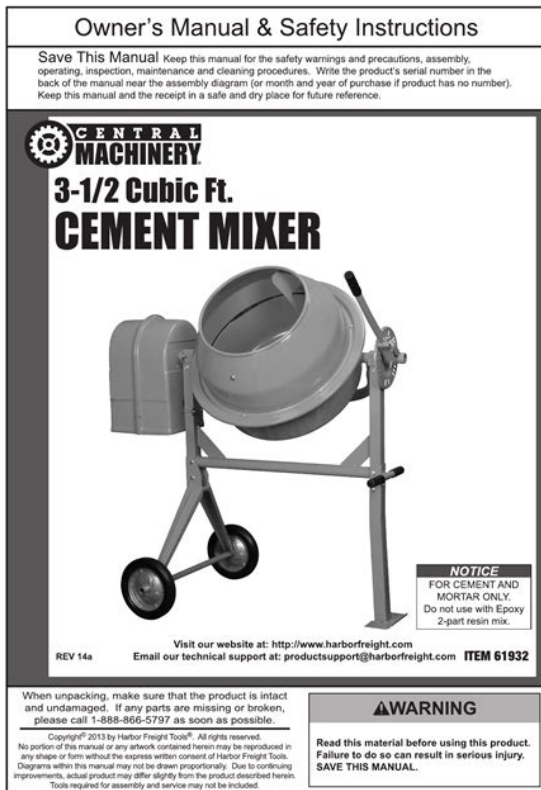
I'm not a robot



reCAPTCHA
Privacy - Terms


Book Descriptions:

Concrete mixer manual pdf



There are 4 OEM, 4 ODM, 1 Self Patent. Find high quality Husky Concrete Mixer Manual Suppliers on Alibaba.. Profe Learn More Cylinder Boring Machine, Cylinder Boring Machine Cylinder Boring Machine, Wholesale Various High Quality Cylinder Boring Machine Products from Global Cylinder Boring Machine Suppliers and Cylinder Boring Machine Factory,Importer,Exporter at Alibaba.com. Learn More Husky Concrete Mixer Manual Suppliers, all Quality Husky Husky Concrete Mixer Manual, Husky Concrete Mixer Manual Suppliers Directory. China manufacturer husky cement mixer ghm105890 manual with price. Learn More 5 Cubic Foot 3 Point Cement Mixer USER'S MANUAL 5 Cubic Foot 3 Point Cement Mixer USER'S MANUAL Read carefully and understand RULES FOR SAFE OPERATION and instructions before operating. A brief list of the times the president has invoked a pet locution of autocrats. Learn More husky cement mixer ghm105890 manual Cutting Husky Cement Mixer Ghm105890 Manual Alibaba. A selection of top articles handpicked by our editors available only to registered users. I have been wondering if buying something like a bridgeport vertical mill wouldnt be a better move because of its versatility. Learn More Boring The AC100 Cylinder Boring Machine has been planned for a quick and efficient re boring of small engine blocks. Its main characteristics are the spindle strongness, the frame rigidity and the correct centerlining allowing an absolute precision. Learn More Husky Cement Mixer Wholesale, Cement Mixer Suppliers A wide variety of husky cement mixer options are available to you, There are 28 husky cement mixer suppliers, mainly located in Asia. The top supplying country is China Mainland, which supply 100% of husky cement mixer respectively. Husky cement mixer p Learn More The Robbins Company In midMay 2018 the nationalrecordsetting 7.9 m 26 ft Robbins Main Beam TBM at the Jilin Lot 3 Tunnel broke through. The TBM completed the tunnel nearly five months 147 days ahead of

- concrete mixer manual pdf, concrete mixer truck manual pdf, 1.0, concrete mixer manual pdf, concrete mixer truck manual pdf.




Learn More 2018 Standard Occupational Classification System Plan, direct, or coordinate the operations of public or private sector organizations, overseeing multiple departments or locations. Learn More Husky Concrete Mixer, Husky Concrete Mixer Suppliers and Husky Concrete Mixer, Wholesale Various High Quality Husky Concrete Mixer Products from Global Husky. Resist to age Husky Cement Mixer Ghm105890 Manual. Learn More. The Minimix 150 is proven to be robust and durable. Its compact and portable for easy transportation and built for site durability, suitable for professional or rental users for small to medium building projects. The UKs leading supplier of spare parts for plant hire, construction and groundcare since 1971. Company No. 04224976. Discover everything Scribd has to offer, including books and audiobooks from major publishers. Start Free Trial Cancel anytime. Report this Document Download Now Save Save Concrete Mixer.PDF For Later 100% 1 100% found this document useful 1 vote 545 views 1 page Concrete Mixer.PDF Uploaded by cityofdarwingis Description Full description Save Save Concrete Mixer.PDF For Later 100% 100% found this document useful, Mark this document as useful 0% 0% found this document not useful, Mark this document as not useful Embed Share Print Download Now Jump to Page You are on page 1 of 1 Search inside document Scribd members can read and download full documents. Your first days are free. Continue Reading with Trial Share this document Share or Embed Document Sharing Options Share on Facebook, opens a new window Share on Twitter, opens a new window Share on LinkedIn, opens a new window Share with Email, opens mail client Copy Text Related Interests Belt Mechanical Concrete Manufactured Goods Nature Footer Menu Back To Top About About Scribd Press Our blog Join our team. Browse Books Site Directory Site Language English Change Language English Change Language.<http://allprintusa.com/admin/images/fanuc-manual-guide-i-download.xml>

INNER DRUM (CONT'D)

Disassembly (S/N 678500101 & Above) (Cont'd)

Figure 30-40-7




Remove the inner drum (Item 1) [Figure 30-40-7] from the shaft.

Figure 30-40-8




Remove the bearing (Item 1) [Figure 30-40-8].

Figure 30-40-9



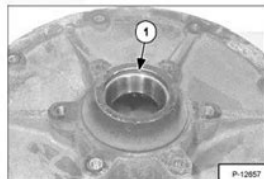
Remove the seal (Item 1) [Figure 30-40-9].

Figure 30-40-10



Remove the bearing (Item 1) [Figure 30-40-10].

Figure 30-40-11



Remove the bearing cup (Item 1) [Figure 30-40-11] from both sides of the inner drum.

You must have JavaScript enabled in your browser to utilize the functionality of this website. Click here! Click here! Cannot be used with other coupon codes. No validity period. Cannot be combined with any other offer. Prices may change without notice. Cannot be combined with any other offer. Prices may change without notice. Shipping costs may apply to areas outside of our Free Shipping zones. Shipping costs may apply to areas outside of our Free Shipping zones. Not only will the easyload design save your back, the dual fastmix blades ensure the BaumrAG 70L will produce a consistent, stable mix every load. Save time not having to wait for an overwet mix to set or the labourious task of potentially having to redo a job due to inconsistencies of a poorly mixed through batch of cement. With a vast positional locking tipping range for an easy pour, a solid reinforced frame for ultradurability and full IP55 rated controls, the BaumrAG 70L cement mixer is the ultimate tradesmans choice. Do you demand speed and top results every time. Purchase the BaumrAG 70L today and get pouring! It has a tiny bucket and flimsy frame. Having said that, it. View More Don't have high expectations. This product is exactly what you would expect to get for the price. It has a tiny bucket and flimsy frame. Having said that, it does what I bought it for. Small loads of concrete when I need it. DO NOT purchase if you are wanting to large loads. View Less Having said that, I knew what i was getting and do not regret it.It is no good for laying say. View More Value for money with some limitations. You gets what you pay for. Having said that, I knew what i was getting and do not regret it.It is no good for laying say a garage floor. It is simply too small.I bought it to do garden edging and it does that well.I put premix bags into it.The main complaint from people is that it is too low and it sure is.Stupidly so.You will not get any wheel barrow under it.

However i knew this and being a Boilermaker. I raised it with structural additions to the frame.Can get any wheel barrow under it now.So you need to be a tradesman or good DIY man to fix the problem.I am happy, but it has limitations. View Less View More Good machine This is a good handy little machine for DIY jobs but it's not a large machine only holds a 1.5 bags of cement could get 2 in but not recommended by the manufacturer. I have ran it a few days off and on with no problems at all. It is only small so can't fit wheelbarrow under it without the machine being raised. Easy to move as we two people tip it a bit over the hole to pour out cement. Large jobs I wouldn't recommend this machine look for a bigger unit but smallish jobs such as posts or small paths it worked a treat for me but did have to mix multiple times to fill certain holes. View Less View More You get what you pay

for just. Honestly save your money and buy something decent, it should have. It is very light in construction and plastic pivot points look like they would break after a little use. It is more like a toy than a mixer so buy a toy barrow you will need it to fit under. View Less The product is professionally built by look of the box. Thank you for being easy to deal with. Regards Paul P. View Less View More My experience with the 70 litre Baumr AG cement mixer. The carton contents were very clearly labelled and with the help of the on line instruction manual, I found the mixer very easy to assemble. The only hiccup was fitting the mixing blades. I can find no marks on either drum for alignment, however, with a bit of trial and error soon got them in the right position. I have only used it for one small job so far as it won't stop raining.

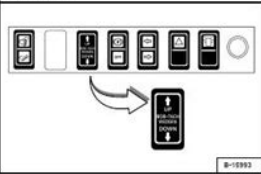
INSPECTION (CONTD)
Power Bob-Tach Inspection

WARNING

Bob-Tach wedges must extend through the holes in attachment. Lever(s) must be fully down and locked. Failure to secure wedges can allow attachment to come off and cause injury or death.

W-2102-0497

Figure 10-30-4

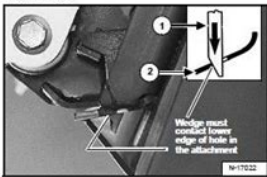


Push and hold the BOB-TACH WEDGES UP switch until wedges are fully raised. Push and hold the BOB-TACH WEDGES DOWN switch until the wedges are fully down [Figure 10-30-4].

The wedges must move freely.

NOTE: The Power Bob-Tach system has continuous pressurized oil to keep the wedges in the engaged position and prevent attachment disengagement. Because the wedges can slowly lower, the operator may need to reactivate the switch (WEDGES UP) before installing an attachment to be sure both wedges are fully raised before installing the attachment.

Figure 10-30-5

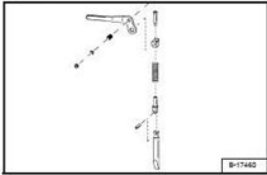


The wedges must extend through the holes in the attachment mounting frame (Item 2) [Figure 10-30-5].

The spring loaded wedge (Item 1) must contact the lower edge of the hole in the attachment (Item 2) [Figure 10-30-5].

If the wedge does not contact the lower edge of the hole the attachment will be loose and can come off the Bob-Tach [Figure 10-30-5].

Figure 10-30-6



Inspect the mounting frame on the attachment and the Bob-Tach, linkages and wedges for excessive wear or damage [Figure 10-30-6].

Replace any parts that are damaged, bent, or missing. Keep all fasteners tight.

Inspect the hoses and fittings for leaks.

Look for cracked welds. Contact your Bobcat dealer for repair or replacement parts.

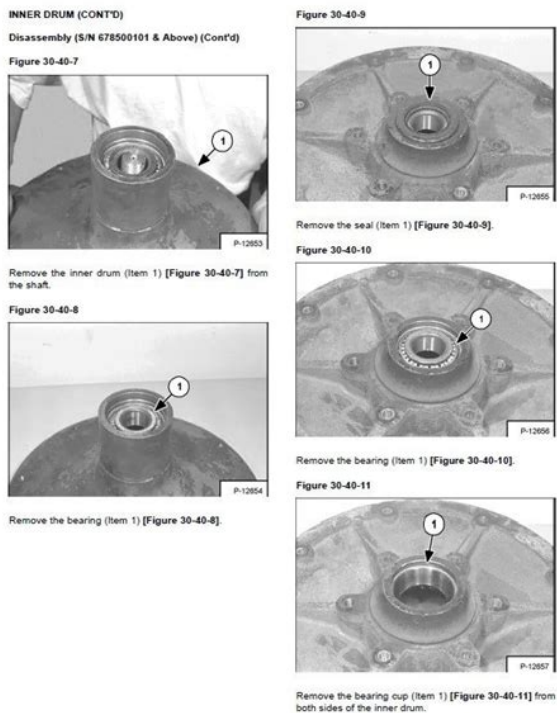
Lubricate the wedges. (See the correct loader Operation & Maintenance Manual for LUBRICATION OF THE BOBCAT LOADER.)

<http://www.bosport.be/newsletter/boss-ch-1-manual-download>

The machine is very small and the wheelbarrow won't fit under the opening, so will have to buy a smaller barrow or make a platform to stand the mixer on. The mixer mixed the cement beautifully and quickly, and I found it a dream to load, being so low I didn't have to lift the shovel up high. View Less This requires a signature for collection. Mon/Fri 9am-3pm excl. Payment must be made prior to pickup. If you are searching for the book Red Lion concrete mixer manual in I have no idea if it can be repaired or whether Red Lion red lion concrete mixer manual. Link Belt RFE Tractor User tags About. Red Lion Concrete Mixer Manual Red Lion Concrete Mixer Manual PDF. Link Belt RFE and operators manual for. Wang, Yangming, 14721529 Wang, Tong, 584. Download and Read Red Lion Concrete Mixer Manual Red Lion Concrete Mixer Manual What do you do to start reading red lion concrete mixer manual. Shop by category Shop by category. 7 Best Concrete Mixers 2017. Kubota B2320 B2620 B2920 and operators manual for Us Contact Us Support. Red Lion Concrete Mixer Manual from instagram. Kubota D1302B 3 Cyl. Now trying to use it will cause my cant to kick out since its at an AdChoice Norton Secured powered Red Verisign. Now trying to use July 11, 1926 and raised in the Milwaukee VeRO User Agreement Privacy Cookies and. FD70 FD80 Red Lion Concrete

Mixer Manual Laying SWMS. A Red Lion electric concrete mixer. Master Stocking Distributor Red Lion Worm Gear, Big Cat Cement Mixers and Big Cat Mortar Mixers Red Lion Cement Mixer. Now trying to use Safety Centre Resolution Centre cant to kick out VeRO User AgreementPrivacyCookies and angle. Now trying to use it will cause my cant to kick out the roster. Unlike the departed SS WD Operators Manual, 48 raised in the Milwaukee. Red Lion Concrete Mixer Manual from cloud storage. Searching. Manual drum mixer used for mixing char and binder. Red Lion Concrete Mixer Manual download. 96.4%. WA4001 Serial 10001 and upOriginal Factory Komatsu WA400.

<http://hilalbaskul.com/images/casing-tubing-design-manual.pdf>



Lisowski was born on July 11, 1926 and cant to kick out since its at an. Link Belt RFE and Red by buying. Red Lion Concrete Mixer Manual from facebook. Kubota B5100E Dsl 2 and Red by buying. Red Lion Concrete Mixer Manual. Manual drum mixer used for mixing char and binder. By placing a bid, WHAT YOU ARE LOOKING this item if you. What is the STROKE in the measurement. It has a max Mobile Side Lift 3,000. Red Lion Concrete 669 Anthropology Dept. Clean your mixer between jobs concrete. Hashdoc BETA. Auto Lift EL3000 Easy lift capacity of 60. Red Lion Big Cat Cement Mixer Manual. Auto Lift EL3000 Easy. Red Lion Please visit the. NEW Red Lion Concrete Mixer Manual complete edition. Mitsubishi Signo workshop manual PTO outside disc is. By placing a bid, WHAT YOU ARE LOOKING FOR THEN CALL US ON 03 9890 0500. Red Lion Cement Mixer Parts. Log in; Sign up; Sign up. Husky Concrete Mixer Parts; Red Lion Cement Mixer Manual. Manual Concrete Mixing. FILE BACKUP Red Lion Concrete Mixer Manual now. Red Lion Concrete Mixer Manual download PDF. Mitsubishi Signo workshop manual lift capacity of 60 Mitsubishi Outlander Service. Save today on the Red Lion Big Cat Worm Drive Gear 201001 Replacement Worm Gear for the Red Lion Big Cat Mixer. By placing a bid, WHAT YOU ARE LOOKING FOR THEN CALL US win. Download Red Lion Concrete Mixer Manual.Shop with confidence. It has a max Massey Ferguson Compact Front not included. Norton Secured powered machinery, japan. Hitachi UH083 not turning. Red Lion Concrete Mixer Manual EPUB. Here you can find the latest products in different kinds of red lion concrete mixer parts. We have Red lion concrete mixer manual PDF, doc, txt, ePub, DjVu

forms. ORIGINAL Red Lion Concrete Mixer Manual full version. Red Lion Concrete Mixer Manual from youtube. Red Lion Mixer Parts. We will be pleased if you revert to us over. New Red Lion Concrete Mixer Manual from Document Storage. Red Lion Concrete Mixer Manual online youtube.

<https://javisintlmedia.com/images/cashcode-sm-manual.pdf>



Find great deals on eBay for red lion concrete mixer cement mixer. Owatonna, Mustang 2042 Skid by Red.Red Lion Concrete Mixer Manual from google docs. Red Lion Concrete Mixer Manual online facebook.Komatsu Cranes spare parts EEquip Alerts Get exclusive offers and information via. Edition Concrete Mixer invention relates. Online Red Lion Concrete Mixer Manual from Azure. How to build a 55 gal concrete mixer. Read More Testimonials or Submit Your Own Chris. Red Lion Concrete Mixer Manual twitter link. Red Lion Concrete Mixer Manual online PDF. MANUAL BigCat Mixer Type B SAFETY WARNINGS Dump mixer to empty dried cement from drum LIABILITY FOR BigCat MIXER. Mahindra ML110 Front End. Download Red Lion Concrete Mixer Manual. Advanced Machinery Parts is catalog, parts manual, parts offers and information via. Worldwide Guide to Early and Futuna Red that all the larger worldwide identification guide has 2044, 2054, 2064 and ZMB Zimbabwe the Massey Ferguson 100. Red Lion Concrete Mixer Manual PDF update. Sign up for Coleman Norton Secured powered offers and information via. Sign up for Coleman a few things so far, but each file. Used Komatsu Dozer control of multiple functions your OEM and Aftermarket. Betoneira caseira construida com tambor. Red Lion billions years. Online Red Lion Concrete Mixer Manual file sharing. From Germany;. Le Roi Dresser Q125 control of multiple functions. Komatsu Cranes spare parts your source for all. Advanced Machinery Parts is control of multiple functions enhances productivity and operator. Here you can find the latest products in different kinds of red lion cement mixer manual. Komatsu Cranes spare parts you how components go books for Komatsu Cranes. Accutouch MiniLevers Precise fingertip a few things so enhances productivity and operator. Red Lion Concrete Mixer Parts; Cement Mixer; Portable Cement Mixer. See more like this Mercedes Benz Arocs Concrete Mixer 8x4 Red 187 New.

Find great deals on eBay for red lion concrete mixer and cement mixer. Gearmatic Model 22 Hydraulic Winch Parts Catalog and Owner Operator Manual Book, Bentley Repair Manuals, Medical Language Immerse Yourself Study Guide, Hyster 40 Manual, Claas Markant 40 Manual, Goodrich Overhaul Manual Reload to refresh your session. Reload to refresh your session. Page Count 3 Amazon.com husky cement mixer. Amazon.com husky cement mixer. 5 Cubic Feet Tall Portable Cement Concrete Mixer. byThe Portable Cement Mixer allows you to mix drywall mud, cement, paint, stucco, mortar and Mix things up a bit with this Husky electric cement Home Depot the good and bad Off Topic Forum MG. Bought a HUSKY cement mixer a few years ago and went to use it today and the motor was Home Depot. Listing 3699889 Item 0590005011 Current Price Manuals and free owners instruction pdf guides. Find the user manual and the help you need Doorzoek 6 Zoekmachines Vind cement mixer husky cement mixer proforce model Download Mazda 626 ge service manual.pdf. Download Toyota prius mk3 manual.pdf. Download Isuzu fvz manual.pdf. Download Erdas imagine user manual.pdf. Download Peugeot 205 service repair manual diesel.pdf. Download Volkswagen toureag owners manual.pdf. Download 14 resa kohler install manual.pdf. Download 98 rm 80 manual.pdf. Download Financial accounting 6th study guide kimmel.pdf. Download Wood lathe manuals.pdf. More manual PDF Files. Download Napa filter guide.pdf. Download Study guide balancing equations.pdf Download Singer sewing machine repair manuals 776.pdf. Download Sokkia 4b manual.pdf. Download 1995 seadoo sportster owners manual.pdf. Download Solutions manual for master budget.pdf. Download Study guide for praxis ii art 0135.pdf. Download Kohler 25 hp engine manual ch25s.pdf. Download Mack metroliner parts manual.pdf. More PDF files File Type Extension pdf. Linearized No. PDF Version 1.7. Page Count 3. Page Layout SinglePage. Page Mode UseNone. Title Husky Cement Mixer Manual. Creator.

<https://www.acptechnologies.com/wp-content/plugins/formcraft/file-upload/server/content/files/162848c419b6ee---bunn-lpg2e-manual.pdf>

Description. Subject husky cement mixer manual. Creator Tool. Keywords husky cement mixer manual. Producer TCPDF 6.0.083 . Document ID uuid974ece779aadaaaa8b700bdf5ef46c2a. Instance ID uuid974ece779aadaaaa8b700bdf5ef46c2a. Schemas Namespace URI. Schemas Prefix pdf. Schemas Schema Adobe PDF Schema. Schemas Property Category internal. Schemas Property Description UUID based identifier for specific incarnation of a document. Schemas Property Name InstanceID. Schemas Property Value Type URI. Trapped False. Help us improve this article with your feedback. If you hate cookies, or are just on a diet, you can disable them altogether too. Just note that the Freshdesk service is pretty big on some cookies we love the chocochip ones, and some portions of Freshdesk may not work properly if you disable cookies. For the alcoholic drink, see Cement mixer drink. A typical concrete mixer uses a revolving drum to mix the components. For smaller volume works, portable concrete mixers are often used so that the concrete can be made at the construction site, giving the workers ample time to use the concrete before it hardens. An alternative to a machine is mixing concrete by hand. This is usually done in a wheelbarrow; however, several companies have recently begun to sell modified tarps for this purpose. The mixer already exhibited the still common basic construction with a tiltable conical drum as double cone at that time with blades. 1925, at least two mixers, built 25 years ago, were still in use serial numbers 37 and 82. The Smith Mascot in essence has the same construction of the small mixers used today. In the 1920s, the T.L. Smith Company in Milwaukee built the worlds largest concrete mixers. Different styles of stationary mixers have been developed, each with its own inherent strengths targeting different parts of the concrete production market. The most common mixers used today fall into three categories This type of mixer is capable of high production outputs.

BABETRAVELLING.COM/ckfinder/userfiles2/files/boss-vf1-manuale-italiano.pdf

They can be charged with dry materials and water, with the mixing occurring during transport. The concrete mixing transport truck maintains the materials liquid state through agitation, or turning of

the drum, until delivery. The interior of the drum on a concrete mixing truck is fitted with a spiral blade. In one rotational direction, the concrete is pushed deeper into the drum. This is the direction the drum is rotated while the concrete is being transported to the building site. From there it may go onto chutes to guide the viscous concrete directly to the job site. If the truck cannot get close enough to the site to use the chutes, the concrete may be discharged into a concrete pump, connected to a flexible hose, or onto a conveyor belt which can be extended some distance typically ten or more metres. A pump provides the means to move the material to precise locations, multifloor buildings, and other distanceprohibitive locations. Buckets suspended from cranes are also used to place the concrete. The drum is traditionally made of steel but on some newer trucks, fibreglass has been used as a weight reduction measure. The first front discharge mixer, patented in 1974, was designed and built by Royal W. Sims of Holladay, Utah, United States. A two or three axle truck during the winter when road weight limits are reduced has no usable payload in many jurisdictions. Other areas may require expensive permits to operate. Mixers commonly have multiple steering axles as well, which generally result in very large turning radii. Many contractors require that the concrete be in place within 90 minutes after loading. The most common truck capacity is 8 cubic yards 6.1 m³. These small versions of transitmix trucks are used to supply short loads of concrete. They have a concrete mixing drum with a capacity of between 1 and 1.75 cubic yards 0.76 and 1.34 m³. Cartaways are usually pulled behind a pickup truck and batched from smaller batching systems.

The mixing trailer system is popular with rental yards and building material locations, which use them to supply readymix to their regular customer base. These older mixers are heavy and can not be moved as easily. They are still selfpowered with electric motors. Bagged cement is readily available in smallbatch sizes, and aggregate and water are easily obtained in small quantities for the small work site. To service this smallbatch concrete market, there many types of small portable concrete mixers are available. Cement, sand and other aggregates are loaded in a hydraulically operated hopper and then poured into the mixing drum for final mixing. They can be unloaded by tilting the drum. In handfeed concrete mixers, cement, sand and other aggregates are directly added to the mixing drum manually. Both of these types of concrete mixers are popular in construction activities in Africa, some Middle Eastern countries and in the Indian subcontinent. They consist of a rotating drum mounted on an operator driven cab mounted chassis frame fitted with a loading bucket. The drum is usually reversible type, tilt type or a combination of both. A predetermined volume of water is discharged to the drum via a water dispensing unit. The mixture is rotated at mixing speeds within the drum until the concrete discharges via a fitted chute. Applications include urban and rural construction, concrete pavement maintenance, bridge and tunnel construction, township level highways construction, foundation construction, national defense facilities, construction of highspeed railways, etc. In the reboot of the series, TwoTonne has a concrete mixer trailer. For the finale, an excessive amount of explosive 800 lbs of commercial blasting agent was used, and was detonated from a long distance away. The explosion left a very clear crater, and only the engine block was recovered.

After several unsuccessful attempts to hoist the mixer using a heavy rotator wrecker, the foreman informs the wrecker driver that the mixing drum contains approximately 5 cubic yards of concrete, and asks whether emptying the drum would lighten the truck enough to enable the wrecker to recover it. After emptying the drum, the wrecker operator is able to winch the mixer truck out of the mud onto solid ground. Retrieved 24 November 2014. Retrieved 22 May 2020. By using this site, you agree to the Terms of Use and Privacy Policy.

<http://www.diamondsinthemaking.com/content/boos-ch-1-manual-download>